



# **JACKS CENTRE LATCHINGDON BOWLS CLUB**



**Burnham Road  
Latchingdon  
Essex CM3 6EX  
☎ 01621 742051**

 [www.jackscentre.co.uk](http://www.jackscentre.co.uk)

## **USEFUL INFORMATION FOR MEMBERS**



**OCTOBER 2025**

# Introduction

Here at The Jacks Centre we have a reputation throughout the County of Essex and beyond, for the excellence of our Club and the friendliness of our members.

We are a completely mixed club, providing bowling activities for both men and ladies alike, without discrimination. All members are actively encouraged to participate in the game of bowls at every level, be it a roll up, league match, club competition, inter-club friendly fixture, or competing in both County and National competitions.

Qualified coaches are available to teach new bowlers the rudiments of bowls and the etiquette expected from our members both on and off the rink. Once having mastered the basic skills of the game, you may wish to receive more advanced coaching from the Club coaches. At certain times the Club coaches run extra coaching clinics, which are designed to help new and the more experienced bowlers. Watch the notice boards for these events or ask at Reception and they will be happy to explain the procedure.

## **ABOUT OUR CLUB**

Jacks Centre Latchingdon Bowls Club is a Members Club and is a Company Limited by Guarantee of which all the guarantors are exclusively Club members - as are all members of the Council of Management, the Officers and all Committee members - being elected by the membership at the Annual General Meeting in March.

A list of the current council and committee members, any of whom will be pleased to assist you in any way, can be found later in this document.

The Club is open all the year round with bowling divided into Winter (October - April) and Summer (May - September) programmes, inclusive in the annual subscriptions.

Further information about the club can be found on our website <http://www.jackscentre.co.uk>

## MEMBERSHIP CARDS

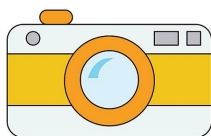
To become as cashless as possible, and to increase the club security, members are issued with a membership card which is used to gain entry to the club and for all purchases within the club.



To access the club, during club opening times, touch your card on the keypad at the main entrance door to release the main door.

Credit can be loaded onto your card via Reception by using your banking credit or debit cards. Cash will only be taken in exceptional circumstances.

As a security measure when your card is issued a photograph will be taken. This photograph will be used to verify all purchases made on the card.



If you lose your card you should report this to Reception as soon as possible so that your card can be cancelled and a new card issued with your credit intact.

Please note, a small administrative charge may be made when issuing replacement cards.

## RECEPTION




The Centre Manager and Receptionists are employed by the Company to implement the rules and regulations as laid down by the Council for the administration of all matters relating to bowls and of the day to day running of the centre. Therefore, Reception should be your first port of call for any advice or queries you may have.

## Club Branded Items & Bowls Equipment

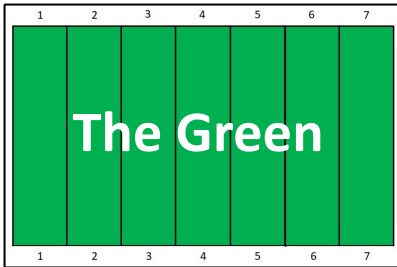
Club branded items, measures, bags, carriers and consumables such as spray chalk are available from Reception.

Members will also benefit from a 10 % members discount on Non-Club branded items.



WE DO NOT STOCK `GRIPPO` AS THIS AND LIKE SUBSTANCES ARE NOT ALLOWED TO BE USED AT THE CENTRE AS THEY DAMAGE THE CARPET.

## Rink Booking



The “green” is divided into 7 rinks which are used primarily for scheduled league use. Where possible a rink is set aside as a practice rink. It is possible to “roll-up” at any time that rink space is available but it is advisable to book a session - normally 2 hours beforehand to save a wasted journey. If others also wish to roll-up and rink space is limited then the rink may be shared.



Members can book rinks for roll-ups and Competitions (Club, County or National) via the online system











[https://jacks.bowlr.co.uk/account/login.](https://jacks.bowlr.co.uk/account/login)

Rink bookings may also be made via Reception

# REFRESHMENTS

The Café is open at scheduled times for meals, snacks and other refreshments as required. If you would like hot food at 1pm-1:30pm please ensure your order is placed by 12:30 to allow staff the time to prepare your food.

JACKS CENTRE CAFE MENU	
<small>WE ARE OPEN MONDAY - SATURDAY 09:00 - 10:00 SUNDAY CLOSED LAST ORDERS FOR HOT FOOD 12:30 LAST ORDERS FOR COLD FOOD 10:00</small>	
MEALS	
<b>Scampi &amp; Chips</b> £7.50 <small>Scampi - 100g Chips - 100g</small>	<b>Ham, Egg &amp; Chips</b> £7.50 <small>Ham - 100g Egg - 100g Chips - 100g</small>
<b>Sausages</b> £7.50 <small>Sausages - 100g Chips - 100g</small>	<b>Double Egg &amp; Chips</b> £7.50 <small>Double Egg - 100g Chips - 100g</small>
<b>Pie</b> £5.00 <small>Pie - 100g Chips - 100g</small>	<b>Beef &amp; Chips</b> £5.70 <small>Beef - 100g Chips - 100g</small>
<b>Extra Fillings</b> £0.50 <small>Extra Fillings - 100g</small>	<b>Extra Fillings</b> £0.50 <small>Extra Fillings - 100g</small>
JACKETS	
<b>Plain</b> £5.50 <b>Cheddar</b> £5.50 <b>Beano</b> £5.50 <b>Tuna</b> £5.50 <b>Extra Fillings</b> £0.50	
SALADS	
<b>Tuna</b> £4.50 <b>Tuna</b> £4.50 <b>Beano</b> £4.50 <b>Extra</b> £4.50	
COLD SANDWICHES	
<b>Chicken</b> £4.50 <b>Ham</b> £4.50 <b>Egg Mayonnaise</b> £4.50 <b>Tuna</b> £4.50 <b>Garlic Beef</b> £4.50 <b>Extra Fillings</b> £0.50	
HOT SANDWICHES	
<b>Chicken</b> £4.50 <b>Ham</b> £4.50 <b>Extra Fillings</b> £0.50	
PANINIS	
<b>Chicken &amp; Beano</b> £4.50 <b>Chicken &amp; Ham</b> £4.50 <b>Tuna Melt</b> £4.50	
ON TOAST	
<b>Toast</b> £1.00 <b>Chicken &amp; Beano</b> £5.50 <b>Beano &amp; Potato</b> £5.50 <b>Egg on toast</b> £5.50	
SWEET STUFF	
<b>Toasted Yoghurt</b> £5.50 <b>Bruschetta</b> £1.00 <b>Homemade cake</b> £1.50	
DRINKS	
<b>Tea/ Sweet Tea</b> £1.50 <b>Fruit Tea</b> £1.50 <b>Coffee / Sweet Coffee</b> £1.50 <b>Filter Coffee</b> £2.00 <b>Capuccino</b> £2.00 <b>Latte</b> £2.00 <b>Hot Chocolate</b> £2.00 <b>Bottled water</b> £1.25 <b>Soft Drink Can</b> £1.25	



The Bar lounge area with a full range of competitively priced drinks is also available for members and guests.

Only food and refreshments purchased from the club are permitted to be consumed on the Club premises.

**NO** drinks or food are permitted to be taken over the brass strip or onto the rink.

# Dress Code



Once you are a full member regulation “bowls dress” will apply. Please refer to the table below for guidance.

**Dress Code – Are you correctly attired for your game?**

	Roll-ups	Drives	Friendlies	Leagues	Club Competitions	Club Representative Games
Crew Neck / High V-Neck Polo / Tee Shirt ***	Any Colour	Not to be worn	Not to be worn	Not to be worn	Not to be worn	Not to be worn
Collared Polo / Tee Shirt ***	Any Colour	Plain White	Plain White	Plain White	Not to be worn	Not to be worn
Tailored Shirt	Optional	Optional	Optional	Optional	Mandatory * Old or New Style Shirt but New Style for Finals N.B. Whole team must wear the same shirt style	Mandatory * New Style Shirt
Club Shirt or Tailored Shirt with Club Badge	Optional	Optional	Optional	Optional	Mandatory * Old or New Style Shirt but New Style for Finals N.B. Whole team must wear the same shirt style	Mandatory * New Style Shirt
Tailored Trousers **	Any Colour	Mid Grey or Black	Mid Grey or Black as indicated on the match sheet	Mid Grey or Black	Mid Grey or Black with the exception of the final when whites or black will be worn. N.B. Whole team must wear the same colour	Mandatory * Black
Tailored Shorts **	Any Colour	Mid Grey or Black	Mid Grey or Black as indicated on the match sheet	Mid Grey or Black	Mid Grey or Black with the exception of the final when whites or black will be worn. N.B. Whole team must wear the same colour	Mandatory * Black
Skirts	Any Colour	Mid Grey or Black	Mid Grey or Black as indicated on the match sheet	Mid Grey or Black	Mid Grey or Black with the exception of the final when whites or black will be worn. N.B. Whole team must wear the same colour	Mandatory * Black
Culottes	Any Colour	Mid Grey or Black	Mid Grey or Black as indicated on the match sheet	Mid Grey or Black	Mid Grey or Black with the exception of the final when whites or black will be worn. N.B. Whole team must wear the same colour	Mandatory * Black

\*Please note that Club Shirts can be borrowed. Please see Reception.

\*\* Please note that denims, jeans or jeggings are not permissible.

\*\*\* Please note that shirts should not be sleeveless.

## Dress Code



Regulation bowls shoes must be worn. There is no restriction on the colour of the regulation bowls shoes. Sandals may be worn, at your own risk, for drives and roll-ups, Club Leagues and Friendly Matches.

**Note:** Please do not wear these outside the building as this can damage the bowling surface on your return.

**Members selected for club representative sides, men and ladies, will wear the club shirt for all National and County Competitions; Club shirts are available for loan from the club reception if needed.**

For Club Competitions, National/County Competitions and Club representative games (where indicated for pairs, triples, or fours competitions), each member of the team must wear either the Club shirt or white shirt with club tie/ribbon.

A mixed code for a team is not allowed. A team is taken to mean single or multiple rinks. Out of respect for your fellow members please conform to the dress code.

Visiting players may wear a coloured shirt which has been registered by their Club with the English Indoor Bowling Association (E.I.B.A.).



## COVERING THE HEAD

When bowling it is every players responsibility to ensure that they have minimal impact to adjacent rinks. During an organised game, for example the Drive, Leagues, Club Competitions etc., this is easily achieved as the team structure has a Skip, Vice-skip (No. 2/No. 3) or Marker, who undertakes the responsibility of protecting the head on their rink as well as any bowl on the adjacent rinks. When players roll-up it is not so easy to protect the head on their rink, or any bowl on the adjacent rinks, as it will depend on the number of people rolling up with them however if you are next to a Club Competition or County/National game then the head **must** be covered and if you are next to a League then it is **etiquette** to cover the head.

When rolling up alone it is impossible to cover the head; in this instance, if possible, try to have a spare rink aside of you or have a rink next to other roll-ups. If the only rink available is next to a competitive game then you may be asked to join other roll-ups.

When rolling up with others then you should cover the head, even if there are only the two of you. To avoid covering the head move to a rink that has a spare rink aside of it or is next to other roll-ups.

**I'm an experienced bowler, I don't need to cover the head! - FALSE**

Covering the head is not about the experience or competency of a bowler, it is about protecting adjacent rinks from clashing bowls. Consider two adjacent rinks; one is bowling 'T' to 'T' and the other is bowling to a minimum length of 23m. This gives a risk, due to the line of the rink and/or the bias of a bowl, of clashing bowls as a bowl may travel near, or through, the head of the shorter game in order to reach the head of the longer game. It is the responsibility of both rinks to ensure there is no disruption to either game.

## JOINING A CLUB LEAGUE

In order to fully enjoy the bowling experience at the Jacks Centre it is advisable for members to become involved in the Club League games. Details of leagues and contact names for league stewards can be obtained from the Club League Secretary or from the League notice board (near rink 6/rink 7)



**LEAGUE PROGRAMME - WINTER 2020-21**

**Monday Evenings - OPEN THURSDAY LEAGUE**

League	Steward	David Wright
1	Bill Gutter	7
2	Jack High	7
3	Andy Stewart	8
4	John Green	8
5	Thomas Taylor	10

Week	Date	2.00 pm Start	4.00 pm Start
1	26-Dec-20	2.0	4.0
2	02-Jan-21	2.1	4.1
3	09-Jan-21	2.2	4.2
4	16-Jan-21	2.3	4.3
5	23-Jan-21	2.4	4.4
6	30-Jan-21	2.5	4.5
7	06-Feb-21	2.6	4.6
8	13-Feb-21	2.7	4.7
9	20-Feb-21	2.8	4.8
10	27-Feb-21	2.9	4.9
11	06-Mar-21	3.0	5.0
12	13-Mar-21	3.1	5.1
13	20-Mar-21	3.2	5.2
14	27-Mar-21	3.3	5.3
15	03-Apr-21	3.4	5.4
16	10-Apr-21	3.5	5.5
17	17-Apr-21	3.6	5.6
18	24-Apr-21	3.7	5.7
19	01-May-21	3.8	5.8
20	08-May-21	3.9	5.9
21	15-May-21	4.0	6.0

**For more information contact the Club League Secretary**

Playing in a Club League is an excellent way to gain experience and learn from more established bowlers. See the Club Website for more information <https://www.jackscentre.co.uk>.

There are several ways in which you can join a League, you can approach a team yourself, or you may of course be approached by a team member asking you to join them. Often just talking to people and showing an interest in joining a league will be enough to generate contact with a team.

Some teams who are looking for players put notices on the board and this is an opportunity to make contact.

It is also possible to set up your own team with people you know and join in the League at the beginning of a season. Should you wish to do this or require any further information contact the Club League Secretary.

## SUBSTITUTES

If you don't want to be part of a league but are happy to substitute at times please let Reception know so they can contact you if you are needed. If you are asked to substitute in a team more than once, that team must then register you as a member of the team. Once registered in a team you can no longer substitute for another team in that league.

# FRIENDLY

# MATCHES

We play matches against other Clubs and Associations, mid week and at weekends. These are mostly mixed, with some separate men's and ladies matches. The matches are often accompanied by an after match meal or mid-match tea, coffee and biscuits, which makes for a very sociable occasion.

We especially welcome the new bowlers to add their names to the team sheets, which are located on the notice board in the corridor.

For a list of our planned Friendlies please check our website [here](#)

## DRIVES

These are organised but informal sessions of “mini games” within a two hour session, presenting an ideal opportunity for new members to get to know each other and to put into practice the tuition they have received.

Drive sessions are arranged on a Monday morning at 11:30AM. Afterwards you can enjoy lunch and a chat with your new friends.

Although it is possible to turn up on the day, it would greatly help the organisers if you would enter your name on the **DRIVE** sheet to be found on the notice boards adjacent to the changing rooms.

**The DRIVES are run in both the summer and winter seasons.**

# COMPETITIONS

As a Club we are actively involved in National and County Competitions.

The Club Competition Secretary arranges various annual Winter and Summer Club Competitions for all levels of achievement, open to all members without exception. See the Club Website for more information <https://www.jackscentre.co.uk>.

Enter these when they are advertised. Forms can be found at Reception at the beginning of each season. **Please watch for closing dates so you don't miss out.**

Entry into a competition comes with a responsibility to adhere to specific rules. Club dress code must be adhered to at all times and you should know the rules of the specific game you have entered. These rules are posted on the Club Competition Board (near rink 6/ rink 5).

When the Competition Secretary has drawn the order and dates of play they will be posted on the Club Competition Board.

The name/names drawn first for a game are responsible for challenging their opponents. The challengers should check rink availability and offer three possible dates for play. When the challenge has been accepted, the challengers must book a rink and if it is a singles game organise a marker. The marker should know the rules of marking as well as the rules of the game being played.

Rink bookings for competitions can be arranged from the “[competition portal](#)” or “[My Club Competition Matches](#)” within the rink booking system [BOWLR](#).

## VISITORS

Visitors are permitted to play as guests of bowling members 3 times per annum by prior arrangement and on payment of appropriate fees. The bowling member will take full responsibility for the visitor when signed in therefore if the visitor is a non-bowler it is highly recommended that they see a coach prior to stepping on the rink

A non-bowler may contact us to arrange for a taster session with one of our coaches. Please ring Reception to organise this.



The day to day running of the Jacks Centre relies greatly on a band of loyal volunteers to do those essential little jobs that help to keep the Centre ticking over efficiently.

As a newly joined member, or an existing member, are you able to bring any skills, expertise, experience or enthusiasm - be it professional or artisan - which will benefit the Club and help to spread the load?

## FUNCTION ROOM

The fully equipped function room is used for friendlies with meals and for the various social activities throughout the year.

## SOCIAL EVENTS

These are arranged throughout the year for members and their guests, they include Race Nights, Quiz Nights, Cockney Nights, Music Bingo Nights, Casino Nights, live big bands, dinner dances and so much more.

Please watch for notices.



Monies raised are used for amenities in the club plus a donation to the President's chosen charity



The 300 club is a lottery which not only raises money for the club, but gives you the opportunity to win in the monthly draw.

Entry costs only a pound (£1) per month per number. You can pick your own 'lucky' number if it is still available. Application forms are available at Reception.

## TEAM PLAY



Bowls is generally a team game with each team player being of equal value but with their own specific roles and responsibilities. Once a player has delivered their bowls it is important to remain on the rink and show an interest in their fellow players' game.

	No. of players	No. of bowls	Notes
Singles	1	4	Play to 21 shots. A marker is required for this game.
Pairs	2	4	Play to 21 ends
Triples	3	3	Play to 18 ends
Fours	4	2	Play to 21 ends

Note: The above table relates to full games however many games, including league games, are time limited (usually 2 hours).

## COIN TOSS

At the start of each game a coin is tossed to determine which team controls the mat on the first end. It is usually the Skip in the challenger, or home team, who tosses the coin with the opposition calling heads or tails.



This responsibility is often delegated to the Lead.

The winner of the toss will make a tactical decision on whether to control the length of the game by taking possession of the mat or whether to bowl the last bowl of the end by passing the possession of the mat to the opposition.

**MAT**

When in possession of the mat the Lead will position the mat in accordance with the wishes of the Skip and the laws of the game; the front of the mat may be positioned anywhere along the centre line on or beyond the “T” as long as this enables a legal length Jack to be cast



**JACK**

The Lead will deliver the jack in accordance with the wishes of the Skip and the laws of the game. The Jack must be delivered to a minimum length of 23m which is measured from the front edge of the mat.



Once the mat has been positioned the Skip will often stand at the length that they wish the Jack to be delivered to. Once delivered the Skip will centre the Jack

**SCORECARD/SCOREBOARD**

The scorecard is the responsibility of the Skip and must be completed with the details of the team playing, their positions within that team and, if the game is a timed game, the start and end time of the game.

At the completion of each end the number of shots scored must be recorded on the scorecard and scoreboard; this task is often delegated by the Skip to another team player.



JACKS CENTRE  
LATCHINGDON  
BOWLS CENTRE

Competition: \_\_\_\_\_  
Date: \_\_\_\_\_ Vs \_\_\_\_\_  
Rank: \_\_\_\_\_  
1 \_\_\_\_\_  
2 \_\_\_\_\_  
3 \_\_\_\_\_  
4 \_\_\_\_\_  
5 \_\_\_\_\_

Shots	Score	End	Shots	Score
		1		
		2		
		3		
		4		
		5		
		6		
		7		
		8		
		9		
		10		
		11		
		12		
		13		
		14		
		15		
		16		
		17		
		18		
		19		
		20		
		21		
		22		
Total: <input type="text"/>			Total: <input type="text"/>	



At the end of the game the scorecard must be signed by each team's Skip to confirm it is a true reflection of the score.



If a single scorecard is held for the game it is usually maintained by the challenger, or home team with the opposition maintaining the electronic scorecard. If both teams maintain a scorecard then this should be held at the same player position on both sides.


### TOUCHERS

Any bowl which touches the Jack when it is delivered will be marked with chalk; it will then be known as a “live” bowl.



Any “live” bowl knocked into the end ditch will remain in the ditch for the remainder of that end and will have a marker placed on the ditch edge to show its location.

### MEASURE



When determining the shots for and against at the close of each end there is often the need to measure the distance between Jack and Bowl.

This may often need bowls to have wedges placed around them to prevent them from moving whilst the measuring takes place.



### BOWLS GATHERERS



Bowls gatherers are available at both ends of the rink to assist bowlers with the collection, and movement of bowls, on the rink. For the safety of all bowlers it is essential that the bowls gatherers are correctly stowed after each use and that they are not left either on the rink or rinkside where they become a trip hazard.

## ROLES AND RESPONSIBILITIES

Note: \* indicates responsibilities of the Skip which are generally delegated

<b>Singles</b>	<b>Lead</b>		<b>Marker</b>	
	MAT JACK AGREE SCORE		COIN TOSS TOUCHERS SCORECARD MEASURE CENTRE JACK	
<b>Pairs</b>	<b>Lead</b>		<b>Skip</b>	
	COIN TOSS* MAT JACK TOUCHERS MEASURE AGREE SCORE		CENTRE JACK TOUCHERS SCORECARD	
<b>Triples</b>	<b>Lead</b>		<b>No. 2 (Vice-Skip)</b>	<b>Skip</b>
	COIN TOSS* MAT JACK		TOUCHERS MEASURE AGREE SCORE	CENTRE JACK TOUCHERS SCORECARD
<b>Fours</b>	<b>Lead</b>	<b>No. 2</b>	<b>No. 3 (Vice-Skip)</b>	<b>Skip</b>
	COIN TOSS* MAT JACK	SCORE-CARD*	TOUCHERS MEASURE AGREE SCORE	CENTRE JACK TOUCHERS SCORECARD*

## THE LEAD



The lead is expected to deliver their bowls as close as they can to the Jack. They usually concentrate on using one side of the rink, unless directed otherwise by the Skip, to gain consistency.

## THE No. 2

The No.2 is expected to deliver their bowls as directed by the Skip based on the tactics being played in building “the head”. They are usually requested to bowl on a particular hand and to either draw to the Jack or position their Bowls as near as possible to a spot indicated by the Skip.



Note: the No.2 within a Triples game also undertakes the responsibilities described for the No. 3 (Vice-Skip)

## The No.3 (Vice-Skip)



The No. 3 is expected to deliver their bowls as directed by the Skip based on the tactics being played in building “the head”. They are usually requested to bowl on a particular hand and to either draw to the Jack, position their bowls as near as possible to a spot indicated by the Skip or to bowl with controlled weight to use, or disturb, bowls already in “the head”.

They are responsible for looking after the head when the Skip is bowling which includes directing the Skip, marking “touchers”, removing “dead” bowls and placing ditch markers for “live” bowls or Jack in the ditch.

At the close of each end they are responsible for determining the shots for and against; this may involve measuring any disputed shots.

## THE SKIP

The Skip is the Captain of the Team and is responsible for looking after the head whilst others bowl which includes directing the players, marking “touchers”, removing “dead” bowls and placing ditch markers for “live” bowls or Jack in the ditch.



The Skip is not necessarily the best player in the team however they need to be good communicators and need to be a good tactician as well as being alert to all dangers, after all their main aim is to help their team to win the game.

They need to know how to be supportive of each player in order to establish the team as a unit and to get the best results.



## ETIQUETTE ON THE RINK

1. Be conversant with the Laws of the Game and observe them.
2. Respect the decision of the umpire.
3. Be punctual to commence play at all matches and attend each game correctly attired. Familiarise yourself with the duties of the team position you are playing. Make sure you have chalk, measure and wedges if your position requires them.
4. Keep quiet and refrain from moving when players are on the mat. If you are not in possession of the mat, make sure you stand well behind it. At the head, stand well behind the jack, to the side of it and stand still.
5. Always stand still at the head when a player is about to bowl—movement at the head or talking at the mat end is very distracting
6. Walk close to the centre of the rink with minimum delay when changing ends otherwise you could distract players on the next rink.
7. Keep track of play—be ready to bowl when it is your turn.
8. Always pay your skip the respect of waiting for their decision, don't step onto the mat and indicate which way you intend playing. Wait for the skips instructions.
9. Always inform your opponent if you wish to leave the rink.
10. Observe adjacent rinks before delivering your bowl. This will avoid a clash of bowls when bowls are being delivered. Possession rests with the first player on their mat ready to bowl.
11. If someone on your rink is firing, players on both teams should protect rinks on either side from disturbance.
12. Offer your opponent refreshments after the game.

### ETIQUETTE ON THE RINK CONTINUED.....

13. Always allow your opponent the right to visit the head as spelt out in the Laws of the Game, failure to do so decreases the enjoyment of the game.
14. Never deliver your bowl before the previous bowl has come to rest.
15. Never run on the rinks.
16. Every player at the mat end should assist in collecting the bowls when the end is completed.
17. Never applaud (lucky) bowls—accept them gracefully.
18. Never complain about (lucky) bowls—they tend to equal each other out over the season.
19. Always take care to protect the rink at all times i.e. drinks and refreshments should not be taken onto the carpet surface.
20. Be considerate of others and make sure all mobile phones are turned off.
21. If you lose, be a good loser - don't blame your loss on other people or the rink.
22. Win or lose always shake hands with your opponent and thank them for the game. Don't be too taken with your win today, the position could be reversed tomorrow.
23. When playing singles whether you have won or lost be sure to thank the MARKER and offer to buy him/her refreshments, remember they have given their time to assist in your game. You can repay him/her by being courteous in return.
24. It is polite to thank the UMPIRE of the day before leaving the club.
25. Learn to be a good MARKER. When offering your services remember a MARKER can make or break a game.

***Above all enjoy the game of bowls for its pleasure and the lasting friendships it provides.***

## CHOOSING YOUR BOWLS

Please do not be in too much of a hurry to buy a new set of bowls, unless you are absolutely sure you know what you are doing.

Bowls come in many sizes, weights, lines and colours from a variety of manufacturers. To the new bowler, it can be a minefield trying to discover which best suits your needs.

There are numerous types that are suitable for indoor bowls. The cost of a new black set would be around £250 and coloured sets up to £100 more. There are no set rules regarding which bowls you should select, however for beginners, we recommend searching for a decent second hand set. Preferably they should have an undamaged, polished surface and a pimpled grip. It may take a while to get used to a particular type of bowl, but if it feels right then stick with it.

**Size :** Ideally you should pick a bowl which suits your hand size—again as a rule of thumb, one should opt for the largest bowl that you can comfortably hold in your bowling hand.

To bowl with a set of bowls which are clearly not suitable to your needs, whether too small, too large or an inappropriate bias, will harm your advancement in the game.

Sizes range from 0000 to 5 with different weights (Medium/Heavy), but our recommendation is

Women: 00 to 1 or 2/Heavy

Men: 2, 3 or 4/Heavy

## CHOOSING YOUR BOWLS CONTINUED

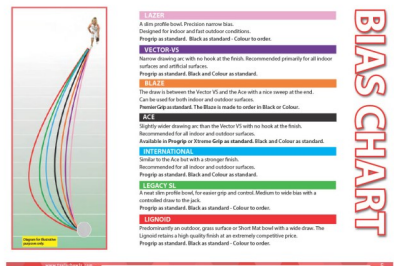
**Colour** : is a matter of personal choice, other than the fact they cost more.

**Line:** every manufacturer produces bowls that describe a different “line” to the Jack ranging from the very narrowest of arcs through to the most exaggerated wide swinging drawing bowl. A graph which shows the bias levels by model is usually published on the manufacturers website.

For indoor bowling, it is recommended to have a mid-bias level, here are some of the more suitable, popular makes and models

- Thomas Taylor—Ace\* - Vector—VS—Blaze\* - Laser
- Henselite—Classic II\* - Tiger
- Aero—Spiro—Profile\* - Defiance (note: Trifecta-Luna is not recommended by the club)
- Drakes Pride—Professional\* - Fineline—DTec
- Almark—Arrow—Sterling
- Green master—Rare to find these days

Note: models marked \* are ideal for those wishing to progress their playing standard



## OTHER EQUIPMENT

Bowls bags, bowls carriers, bowls lifters, spray chalk, wedges, bowls towel.



## USEFUL LINKS

### Laws of the sport:

Laws of the Sport of Bowls Crystal Mark Fourth Edition

<https://www.worldbowls.com/laws-of-the-sport/>

### Our governing body:

English Indoor Bowling Association (EIBA) where you can enter Individual/Team National Competitions and see the rules , draw and results of National competitions entered as a club

<http://www.eiba.co.uk/index.php>

### Our regional association:

Essex County Indoor Bowling Association (ECIBA) where you can enter Individual/Team County Competitions and see the rules , draw and results of County competitions entered as a club

<https://www.eciba.co.uk/index.html>

### Our Club Website:

Jacks Centre Latchingdon (JCL) where you can see information about our club including league schedules and results and club competition draws and results

<https://www.jackscentre.co.uk/>

### Our Rink Booking System:

Where you can see the JCL diary of rink usage and book your rinks for roll-ups, Club competitions, County competitions and National competitions.

<https://jacks.bowlr.co.uk/>

# MANAGEMENT COUNCIL 2025

**Gill Nokes**

Management Council Chair  
[chairperson@jackscentre.co.uk](mailto:chairperson@jackscentre.co.uk)



**Chris Cornelius**

Social Director  
[soc.director@jackscentre.co.uk](mailto:soc.director@jackscentre.co.uk)



**David Wyatt**

Finance Director  
[fin.director@jackscentre.co.uk](mailto:fin.director@jackscentre.co.uk)



**Eddie Armario**

Bowls Director  
[bowls.director@jackscentre.co.uk](mailto:bowls.director@jackscentre.co.uk)



**Alan Hall**

Maintenance Director  
[maint.director@jackscentre.co.uk](mailto:maint.director@jackscentre.co.uk)



**Ian Finch**

Company Secretary  
[secretary@jackscentre.co.uk](mailto:secretary@jackscentre.co.uk)



# BOWLS COMMITTEE

## 2025

BOWLS DIRECTOR:	Eddie Armario
CLUB PRESIDENT:	Hazel Hallsworth
MEN'S CAPTAIN:	Colin Kippin
MEN'S VICE-CAPTAIN:	Peter Friend
LADIES' CAPTAIN:	Louise Gann
LADIES' VICE-CAPTAIN:	Position Vacant
SUMMER CAPTAIN:	Position Vacant
COMPETITION SECRETARY:	John Grainger
MATCH SECRETARY:	Judy Deane
LEAGUE SECRETARY:	Clive Sansom
MEMBERSHIP SECRETARY:	Rosa Armario
BOWLS SECRETARY:	Scott Gailer
MEN'S COUNTY DELEGATE:	Dennis Sheldrake
LADIES COUNTY DELEGATE:	Linda Pugh

# RECEPTION AND CATERING STAFF

CENTRE MANAGER: WENDY MARCHANT

ASSISTANT CENTRE MANAGER: SALLY WOOD

RECEPTIONISTS: HAYLEY WILLIAMS  
BECKY JOYCE

VOLUNTEER RECEPTIONIST: JUDY DEANE

CATERING ASSISTANTS: SHARON DAVIS  
JANE KLATT

---

BAR STAFF AS REQUIRED

---

PLUS MANY MEMBERS WHO VOLUNTEER THEIR TIME TO  
KEEP THE CATERING AND RECEPTION FACILITIES AVAILABLE  
FOR ALL MEMBERS AND GUESTS.